



Public Schools of North Carolina

# **Student Unique Identification System**

## **Student UID**

# Student UID Objective

- Provides a way to link students to their school related information through a common unique identification number.
- This is the first step in DPI's multistage effort to create the NC Common Education Data Analysis and Reporting System (CEDARS).



# Student UID in a Nutshell

To provide a NCWISE ID for every student in the state of North Carolina.



# The Components

## Student UID System

UID Matching Engine

Program Schools

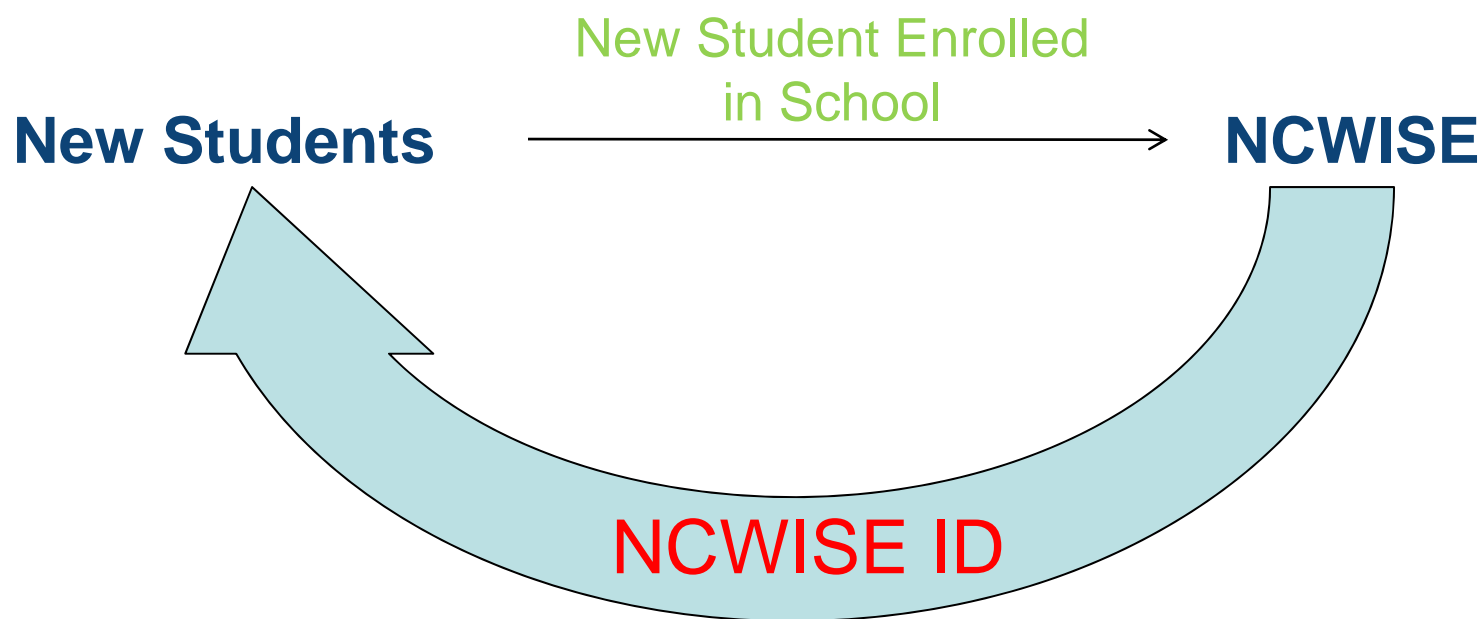
NC WISE Schools



# NCWISE



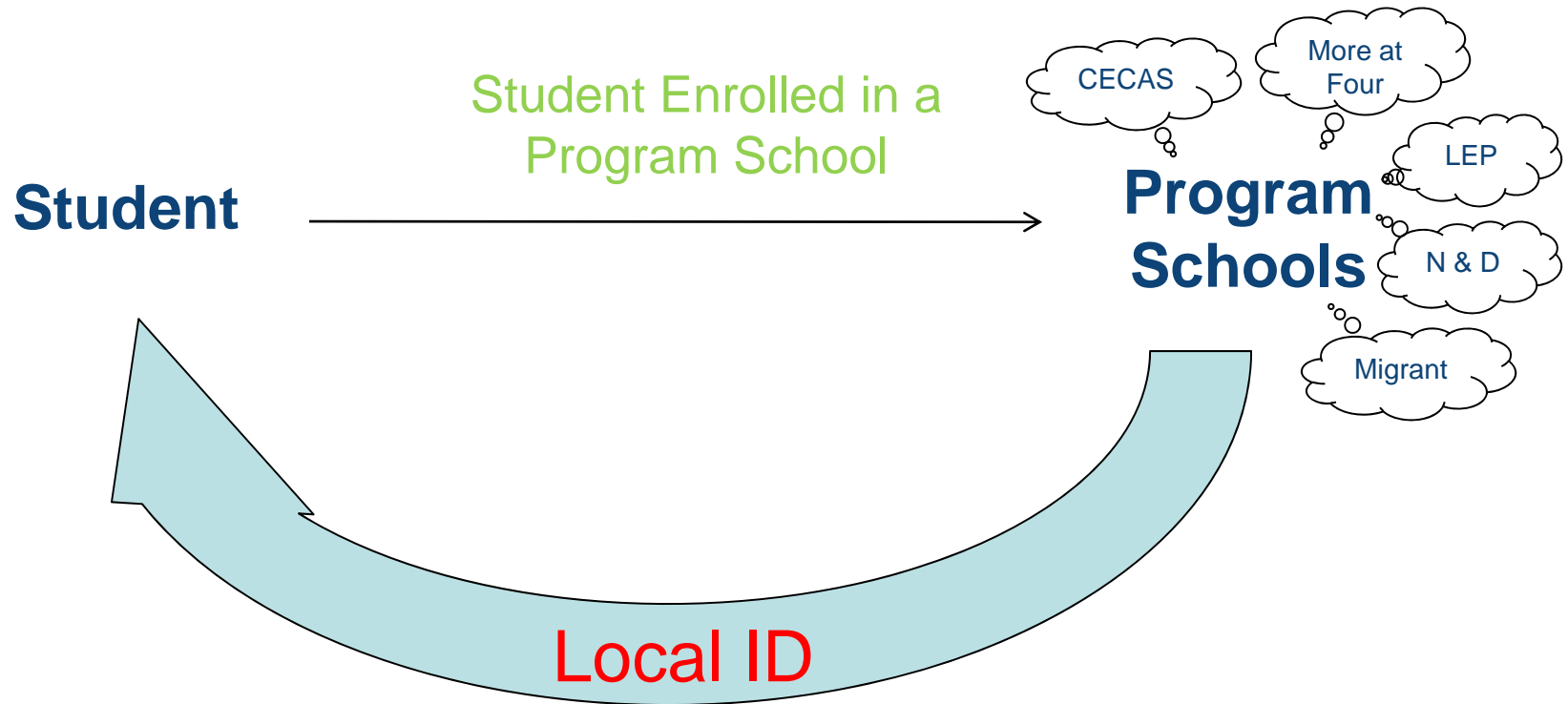
# Student Enrollment in a Public School



# Program Schools



# Student Enrollment in a Program School



# Student UID System



# User Roles

<b>User Role</b>	<b>Available Functionality</b>
<b>District</b>	Users can assign IDs and resolve near matches for all schools within their assigned district.
<b>School Admin</b>	Users can assign IDs and resolve near matches for their assigned school.



# The UID Data... How is it gathered?

NC WISE (Authoritative Source)  
CECAS  
More at Four  
LEP  
Migrant  
N&D



**Post YET Student Demographic Information**



**Student UID System**

This is known as the ***UID Student Population.***



# The UID Life Cycle – Step 1

## Student UID System

Student UID Population

UID Matching Engine

Source  
Systems

1. Student Extract File



# Student Extract File

Is a batch file that contains the student demographic information of the records that have changed or added for that ***Source System***.



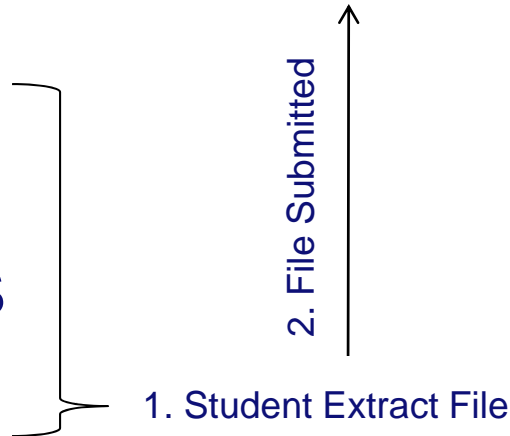
# The UID Life Cycle – Step 2

## Student UID System

Student UID Population

UID Matching Engine

Source  
Systems



# When is the file submitted to UID?

- **NC WISE** – Daily at 8:00 pm *(one file per school)*
- **Migrant** – Every 2 weeks on Friday morning.
- **More at Four** – 28<sup>th</sup> day of each month.
- **CECAS (EC)** – 22<sup>nd</sup> day of each month.
- **LEP** – Eventually Daily *(working to fix automation)*.
- **Neglected and Delinquent (N&D)** – Daily at 3:00 pm.



# The UID Life Cycle – Step 3a

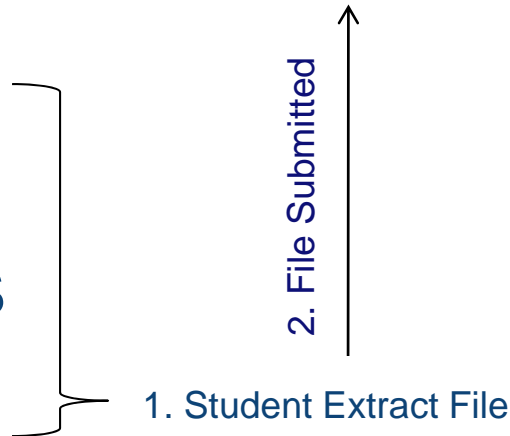
## Student UID System

Student UID Population

UID Matching Engine

3a. File  
Comparison

Source  
Systems



# UID Matching Engine

Compares the changed or added student demographic information of the ***Student Extract file*** to the UID Student Population to determine if records are a ***Match, No Match, or Near Match.***



# What is being Compared?

- First Name
- Middle Name
- Last Name
- Date of Birth
- Gender
- Social Security Number (if provided)
- Alternate Last Name



# Exact Match Rule... the Main IDEA!

## Exact Match Rules for Student UID:

A new record loaded into Student UID will be considered an exact match if the following data is the same.

- First Name
- Last Name
- Date of Birth
- Preferred NC WISE ID



# The UID Life Cycle – Step 3b

## Student UID System

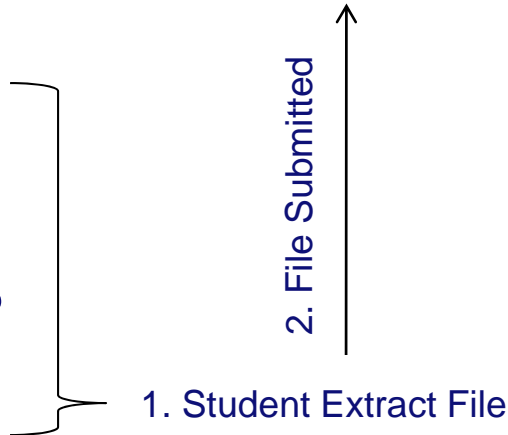
Student UID Population

UID Matching Engine

3a. File  
Comparison

3b. Match  
Decision(s)

Source  
Systems



# The Results

## Match = Auto ID Linking

The submitted student record is determined to be an **exact match** to the master record it was compared to.

Takes the existing NCWISE ID and assigns it to the submitted student record.

## No Match = Auto ID Assignment

The submitted student record is determined that it **does not match any record(s) or does not exist** in the UID Student Population.

New Student Record is created and new NCWISE ID assigned from an identifier pool.

## Near Match = Your Responsibility

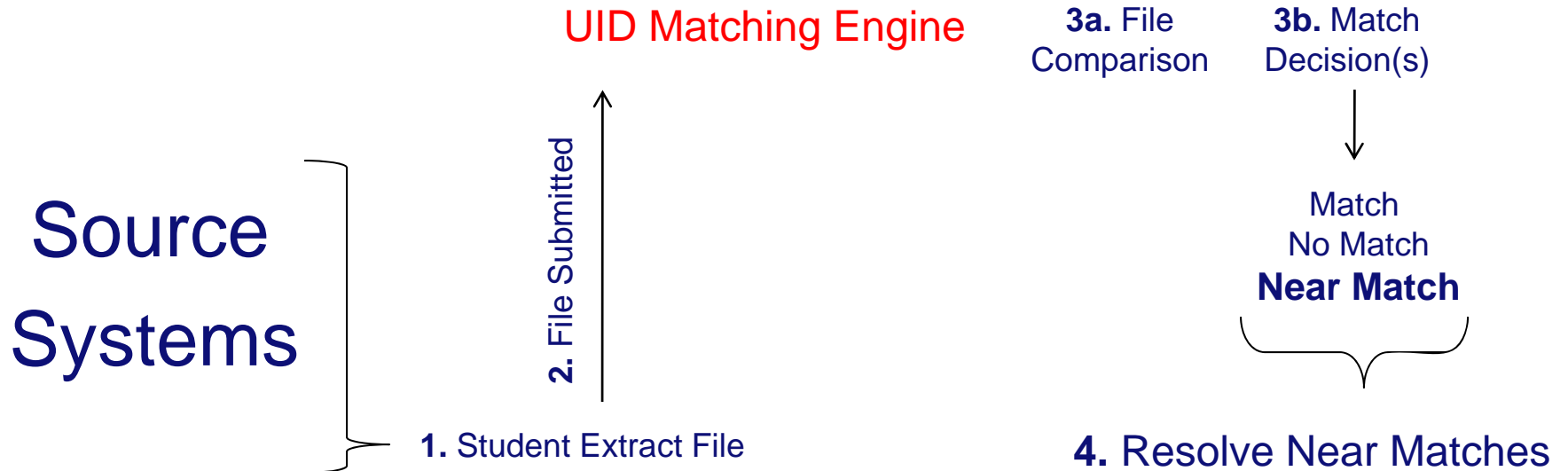
The submitted student record contains **some demographic information that matches one or more records** within the UID Student Population.



# The UID Life Cycle – Step 3b

## Student UID System

Student UID Population



# Tips for Resolving Near Matches

- If you see the same student in multiple near matches, resolve the newest near match but do not resolve any others.
  - Report the other near matches to the Help Desk for cancellation, providing the student's **First and Last Name, ID, and Batch number**.
- Research the records involved in a near match before making a decision.
- Work with the other LEA/Charter School to determine if this is the same or different student.
- Never make a “No Match” decision without researching the record.



# Student UID Demonstration



Uniq-ID ? ! Current Login: demarcus\_simmons Location: 000 - NCDPI

**MENU**

- Student Search
- Download By Location
- Exit Application

**ADMIN MENU**

- Change District
- Current Users
- List Downloads
- Reports
- Review All Batches
- Search Input Record

Submission Type: Automation Processing Stage: All Sort: Upload Date Desc **Filter Results**

From: 11/15/2010 To: 02/18/2011

District: All Districts School:

Find Batch:  Search

Upload Date	Batch Info	District	School	Status	Record Count	Next Action
02/17/2011	107738	980	<a href="#">360</a>	Near Matches / Duplicates Found	6	Resolve Near Matches
02/17/2011	107737	980	<a href="#">360</a>	Batch does not contain any records to process.	0	
02/17/2011	107736	980	<a href="#">360</a>	Batch does not contain any records to process.	0	
02/17/2011	107735	980	<a href="#">360</a>	Batch does not contain any records to process.	0	
01/13/2011	107734	950	<a href="#">336</a>	Near Matches / Duplicates Found	5	Resolve Near Matches
01/13/2011	107733	950	<a href="#">336</a>	Near Matches / Duplicates Found	7	Resolve Near Matches
12/21/2010	107732	405	<a href="#">070</a>	Near Matches / Duplicates Found	1	Resolve Near Matches
12/21/2010	107731	405	<a href="#">190</a>	IDs Assigned.	3	Download State ID
12/21/2010	107730	405	<a href="#">190</a>	IDs Assigned.	1	Download State ID
12/20/2010	107729	405	<a href="#">190</a>	IDs Assigned.	3	Download State ID

Displaying 1 to 10 of 2309 First Prev Next Last

Select **Resolve Near Matches** from drop down box and click **Filter Results**

Click on the **Student Name** OR **Review and Select**

**Resolve Near Matches / Duplicates** ?!

Current Login: demarcus\_simmons Location: 000-NC DPI Uniq-ID


Select All On Page Cancel All Checked Records Cancel All Near Match Records For This Batch

Last Name:  Filter Results

Last Name	First Name	Middle Name	Alt Last Name	Suffix	Date Of Birth	Gender	District	School	Res District	Local ID	
<input type="checkbox"/> <a href="#">Masengille</a>	<a href="#">Stephen</a>	Zane			03/29/2003	Male	980	360		1678054	<input type="button" value="Review and Select"/>
<input type="checkbox"/> <a href="#">McKoy</a>	<a href="#">Langdon</a>	Thomas			02/17/2004	Male	980	360		12078295	<input type="button" value="Review and Select"/>
<input type="checkbox"/> <a href="#">Walsh</a>	<a href="#">Kendial</a>	Elizabeth			02/25/2004	Female	980	360		12078432	<input type="button" value="Review and Select"/>
<input type="checkbox"/> <a href="#">Walsh</a>	<a href="#">Madlyne</a>	Eliana			02/24/2005	Female	980	360		12078352	<input type="button" value="Review and Select"/>
<input type="checkbox"/> <a href="#">Winstead</a>	<a href="#">Kel</a>	Nichole			12/16/2003	Female	980	360		12078452	<input type="button" value="Review and Select"/>
<input type="checkbox"/> <a href="#">Woodruffe</a>	<a href="#">Logan</a>	Amanda			11/27/2003	Female	980	360		12080964	<input type="button" value="Review and Select"/>

Displaying 1 to 6 of 6 First Prev Next Last

# Near Match

**Resolve Near Matches / Duplicates** 

Current Login: demarcus\_simmons Location: 000-NC DPI Uniq-ID

Student Record to Review and Select.

Last Name	First Name	Middle Name	Alt Last Name	Suffix	Date Of Birth	Gender	District	School	Local ID
Masengille	Stephen	Zane			03/29/2003	Male	980	360	1678054

Near Matches / Duplicates Found.

	Last Name	First Name	Middle Name	Alt Last Name	Suffix	Date Of Birth	Gender	District	School	Local ID	Match Probability
<input type="radio"/>	<a href="#">Massengill</a>	<a href="#">Stephen</a>				03/25/2003	Male	980	<a href="#">360</a>	1678054	88 [NEAR MATCH]

Review the record by clicking on the **Student's Name**

# Multiple Near Matches

Student Record to Review and Select.

Last Name	First Name	Middle Name	Alt Last Name	Suffix	Date Of Birth	Gender	District	School
Tucker	Hannah	Rebecca			01/24/2005	Female	120	360

Near Matches / Duplicates Found.

	Last Name	First Name	Middle Name	Suffix	Alt Last Name	Date Of Birth	Gender	District	School	Match Probability
<input type="radio"/>	<a href="#">Wilson Tucker</a>	<a href="#">Hannah</a>	Rebecca			01/24/2005	Female	120	<a href="#">000</a>	95 [MATCH]
<input type="radio"/>	<a href="#">Tucker</a>	<a href="#">Hannah</a>				05/24/2005	Female	130	<a href="#">335</a>	89 [NEAR MATCH]

Review **each** record by clicking on the Student's Name. Select the **radio button** for the Matching record, then click Match. If neither are a match, the radio button can be ignored, click No Match.

**Compare Student Information**

Current Login: demarcus\_simmons Location: 000-NC DPI Uniq-ID

	Student Record being reviewed.	Master Student Record [ Internal ID: 3953935577 - 88.0 ] <a href="#">Add Note</a>
First Name:	Stephen	Stephen
Last Name:	<b>Masengille</b>	<b>Massengill</b>
Middle Name:	<b>Zane</b>	
Suffix:		
Alt Last Name:		
Date of Birth:	<b>03/29/2003</b>	<b>03/25/2003</b>
Gender:	Male	Male
SSN:	<b>Not Present</b>	<b>###-##-####</b>
Ethnicity/Race:	Non-Hisp. White	Non-Hisp. White
District:	980-Wilson County Schools	980-Wilson County Schools
School:	360-New Hope Elementary	360-New Hope Elementary
Res District:		
Grade:	Grade 1	Grade 1
School Year:	2011	2011
Source System:	NCW	NCW
Local ID:	1678054	1678054
Internal ID	3953935577	3953935577
Pref NCWISE		<b>1678054</b>
Alternate Source		<b>NCW</b>
Birth Country	US	US
Birth State		
Birth City		
Previous District/School		
Mother's Maiden Name		
Serial #	6920835	6714392
Created:	02/17/2011	05/28/2009
Last Updated	02/17/2011	09/23/2010
Comments	1678054;	
Match Notes	State ID Present	

Match No Match Cancel Record **Return to List of Near Matches**

[NC Public Schools](#) :: [HelpDesk](#)

v. 8.0.1

Copyright © 2010, eScholar LLC

Click **Return to List of Near Matches** to make your Match or No Match decision

# The Comparison Screen

- When determining if a record is a “Match” or “No Match”:
  - Carefully review the “Compare Student Information” page to view fields on the two students.
    - If fields are different between the two students, the background color will be yellow and the values within the fields are italicized.
  - Analyze the records offline if necessary by collecting and comparing more information.
  - If the matching student is in a different school or school district, consider contacting the corresponding agency



# Duplicates

- If a near match appears to be a duplicate from NC WISE or two records have the same NC WISE ID, do not resolve the near match record. Take the following action:
  1. Write down the **Batch #**, **First & Last Name**, and **NC WISE ID**.
  2. Contact the NC WISE service desk at [dpi.incidents@its.nc.gov](mailto:dpi.incidents@its.nc.gov) and provide them with this information.
    - ✓ Note that appropriate action will need to be taken in NC WISE to resolve these duplicate students before the Near Match process is completed in Student UID.
  3. Wait to hear from the NC WISE service desk with updated instructions on how to proceed in Student UID.



# Poor “No Match” decision = Duplicates

- UERS report errors, i.e. PMR student report with suspect withdraw status.
- Records can be pulled into different LEAs causing multiple inconsistent records.
  - Reports affected are:
    - Transcript, Attendance, Credit Detail, Student at Risk Data
- Incorrect data being report to other DPI systems.
- Missed federal reporting deadlines due to duplicate cleanup.



# Updating Student Data in NC WISE

- If a Student data element from a non-NC WISE source is more accurate than NC WISE, the data in NC WISE should be updated prior to resolving the near match.
- If the near match is resolved, the accurate information from the non-NC WISE source system will be replaced with the inaccurate NC WISE information.



# Reminders



# Best Practices

- Use the system links and buttons to navigate through Student UID.
- Add student notes to clarify information about existing students in UID.
- Take note of the specific Batch ID you are working with so you can easily locate it in the future.
- Start with the **Oldest** Batch File first when there are a lot batches.



# Best Practices

- Report students that show up in Near Matches in multiple batches to the service desk. Provide the student name and batch number of the oldest batch. then resolve the most current near match
- Resolve your near matches on a **daily** basis.
- Click the radio button to the left of the student record that has been identified as the matching record before clicking the **Match** button.



# Student UID Resources

Student UID Training site:

<https://cedarstrain.schools.nc.gov/studentid/customerLogin.jsp>

Student UID Production site:

<https://cedars.ncpublicschools.gov/studentid/customerLogin.jsp>

Student UID Resources:

<http://www.dpi.state.nc.us/cedars/uniqueid/student/training/>

Presentation

FAQ

User Contact List



# Thank You

