



09-10 Evaluation Report

JANUARY 2011

ABOUT THE INITIATIVE

The North Carolina Positive Behavior Intervention and Support Initiative is part of the North Carolina State Improvement Program funded through IDEA.

Vision :: All schools in North Carolina will implement Positive Behavior Intervention and Support as an effective and proactive process for improving social competence and academic achievement for all students.

Mission :: Provide leadership, professional development, resources, and on-going support in order for schools to successfully implement Positive Behavior Intervention and Support

Action :: The North Carolina Positive Behavior Intervention and Support (PBIS) sites are working to integrate their Safe Schools Plans, Character Education efforts and strategies, and discipline efforts in order to make schools caring and safe communities for learning.

WHAT'S INSIDE...

- Celebrating Statewide Achievements . . 1
- Context 2
- Tools 3
- Fidelity 4
- Impact 5-6
- Supporting PBIS research 7
- Sustainability and Capacity 7-8

CELEBRATING STATEWIDE ACHIEVEMENTS

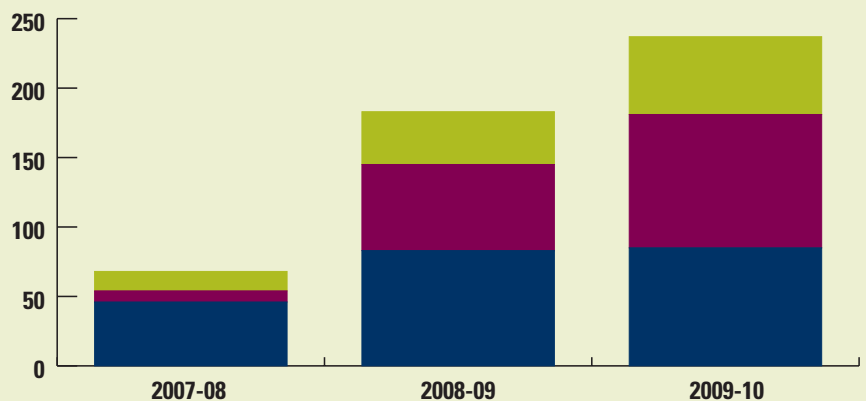
Beginning with the 2007-08 school year, schools participating in the North Carolina Positive Behavior Intervention and Support (PBIS) Initiative could apply for recognition by documenting ongoing administrator participation, an active PBIS team, and an in-school coach and by providing evidence of implementation progress. Three levels of implementation are recognized:

PBIS Green Ribbon Schools :: Green Ribbon schools have completed Module I team training and begun PBIS implementation. They have attained at least a Level I on the Implementation Inventory and 80% total on the SET.

PBIS Banner Schools :: Banner schools have completed all of the requirements for Green Ribbon Schools and have completed Module 2 training. They have also achieved a Level 2 on the Implementation Inventory and 90% total SET score.

PBIS Exemplar Schools :: Exemplar schools have completed requirements for Green Ribbon and Banner schools and have completed all three team training Modules. They have scored a Level 3 or higher on the Implementation Inventory and 95% total on the SET. At least two consecutive years of required behavioral, attendance, and academic data shows improvement, and they have documented at least one additional data element that they are tracking as a team (e.g. EBS Self-Assessment, Staff Retention Data, Climate Surveys, Referral Information for Special Education, Direct Behavior Rating, etc.)

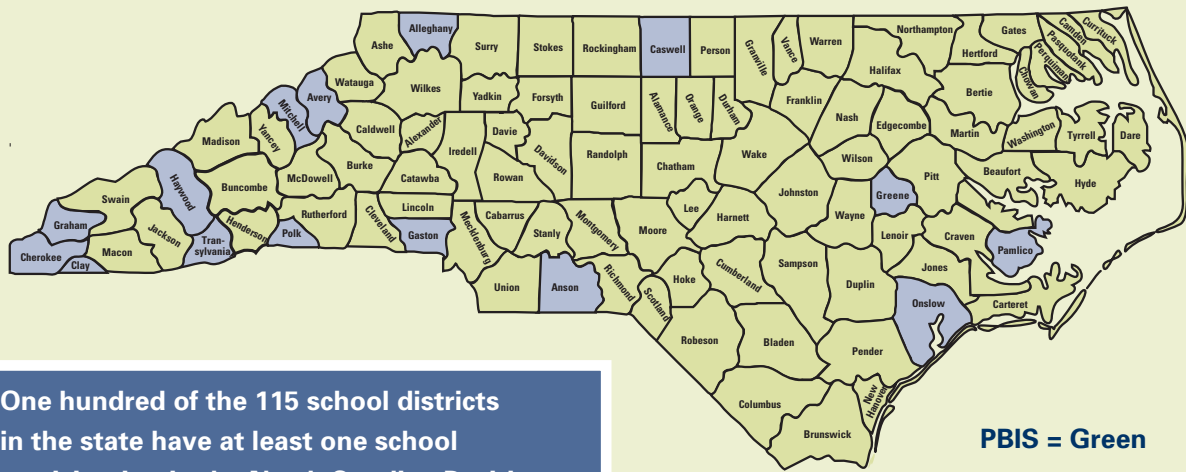
PBIS SCHOOLS EARNING RECOGNITION



	2007-08	2008-09	2009-10
PBIS Exemplar	14	38	56
PBIS Model	8	62	96
PBIS Green Ribbon	46	83	85

CONTEXT

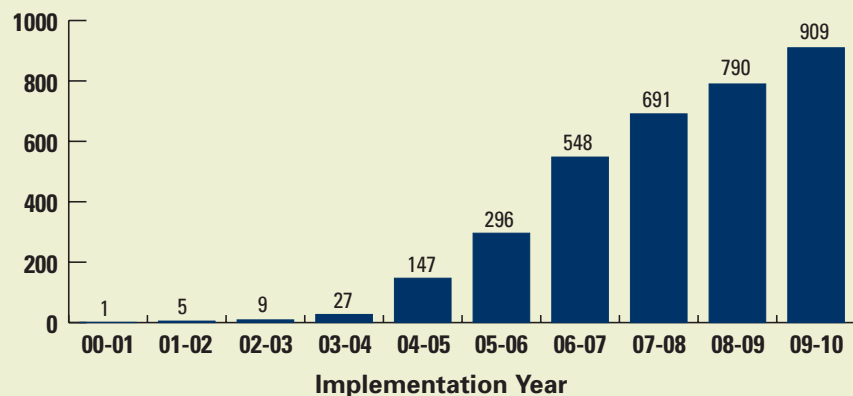
POSITIVE BEHAVIOR INTERVENTION & SUPPORT IN NORTH CAROLINA



One hundred of the 115 school districts in the state have at least one school participating in the North Carolina Positive Behavior Intervention and Support Initiative.

Steady growth has been evident in the number of schools that have implemented PBIS. Over the last two years participation has increased by about 13% each year.

09-10 SCHOOLS PARTICIPATING IN PBIS INITIATIVE



NC PBIS INITIATIVE CRITICAL FEATURES

- Leadership Team** :: Representative stakeholders meet regularly to support effort.
- Coordination** :: State and local coordinators manage day-to-day operations.
- Funding** :: Implementation is supported with targeted state-approved funds.
- Visibility** :: Ongoing local, state, and national dissemination efforts are evident.
- Political Support** :: Leadership Team reports annually on activities and outcomes.
- Training Capacity** :: Team of trainers is available to build and sustain practices.
- Coaching Capacity** :: Individuals are available to support emerging practices.
- Demonstrations** :: Large number of schools available for model demonstrations.
- Evaluation** :: Process is in place for collecting and reporting information on: implementation of action plan, use of Statewide PBIS (SWPBIS), or impact on student outcomes.

TOOLS

The North Carolina Positive Behavior Intervention and Support Initiative requests that participating schools complete and submit implementation and evaluation tools:

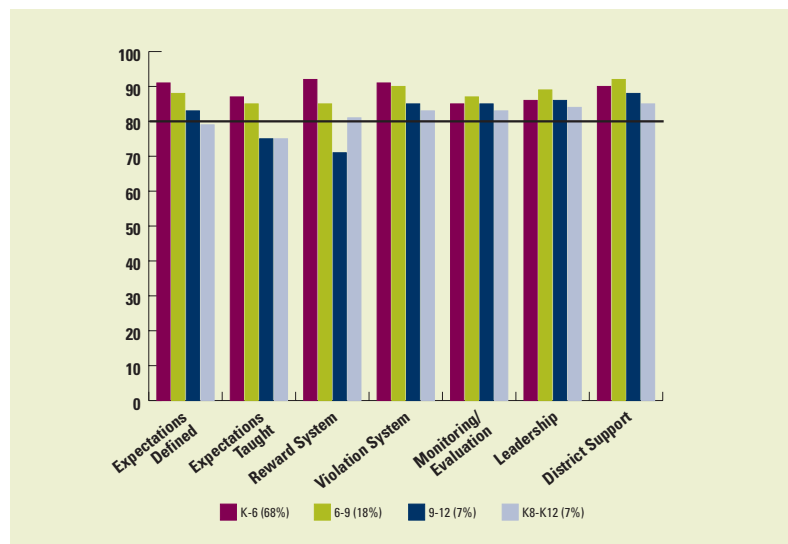
- Implementation Inventory
- Schoolwide Evaluation Tool (SET) or Benchmarks of Quality (BoQ)
- NC PBIS Office Discipline Referral (ODR) Reporting Spreadsheet

The NC PBIS Initiative recommends that teams use other tools such as the EBS Survey, School Safety Survey, and Team Implementation Checklist, which are online at www.PBISsurveys.org.

In addition, the Initiative uses other data already collected by the Department of Public Instruction, such as information on achievement, attendance, and suspensions. The NC PBIS Initiative provides additional tools for school use around these data points as well as a Data Collection Manual on the website.

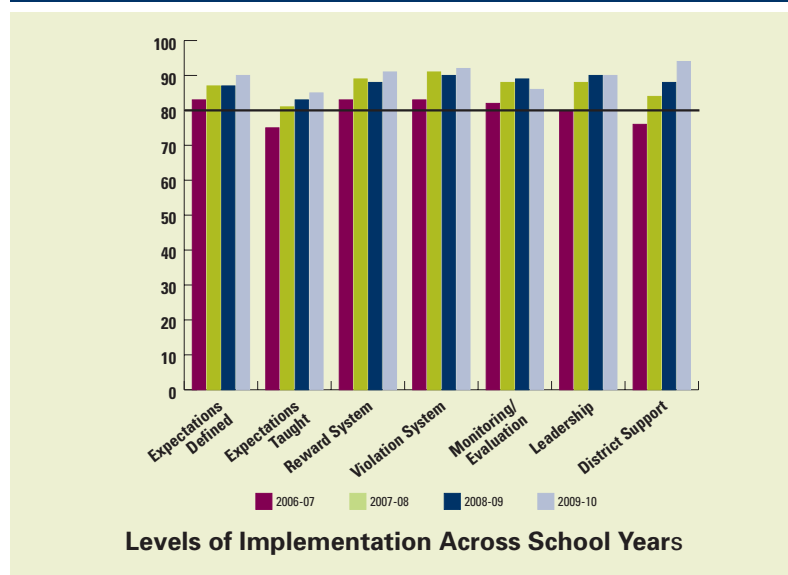
PBIS Schools regularly assess the extent to which key features of PBIS are being implemented and they use this information to develop action plans for refining and sustaining the process.

09-10 AVERAGE SET SCORES N=425



Average SET subscale scores continued to vary across levels of schools in 09-10. Elementary and middle school scores tended to be higher than scores for combined enrollment and high schools.

SET SCORES ACROSS SCHOOL YEARS



In the 09-10 school year, both the number of schools reporting SET scores and the scores reported were higher. In recent years, average SET scores for the state were consistently above the recommended standard of 80%.

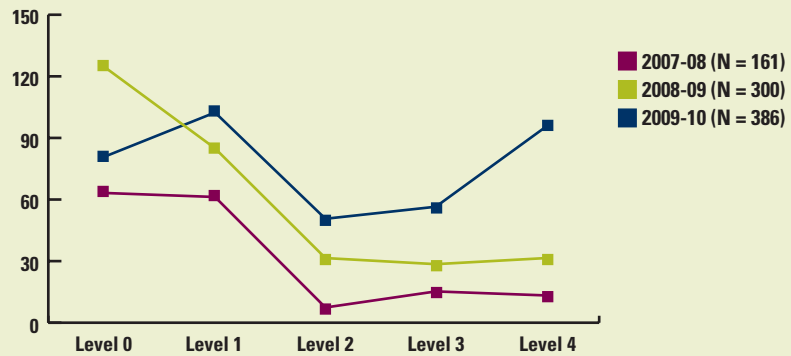
FIDELITY

The Implementation Inventory yields fidelity of implementation data across the full PBIS continuum of behavior support. With the introduction of the online version, more schools than ever are participating in the Implementation Inventory Online (IIO).

- Level 0 < 80% on all subscales
- Level 1 ≥ 80% on Universal subscale
- Level 2 ≥ 80% on Universal and Secondary subscales
- Level 3 ≥ 80% on Universal, Secondary, and Tertiary subscales
- Level 4 ≥ 80% on Universal, Secondary, Tertiary, Practices, Systems and Data subscales

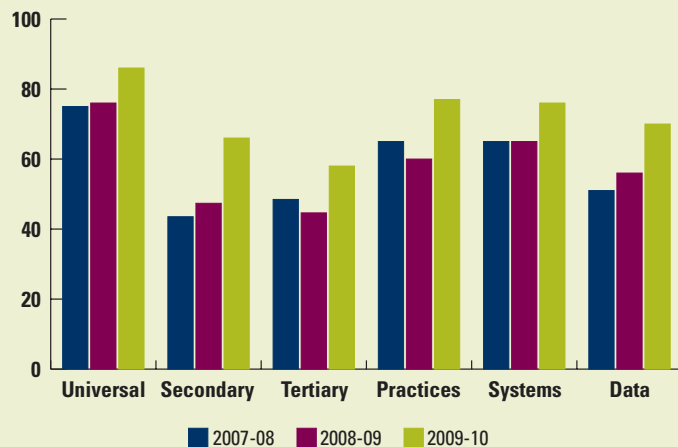
Current 09-10 data indicate a shift towards more schools implementing with increased fidelity at the upper range of the continuum.

IMPLEMENTATION INVENTORY LEVELS



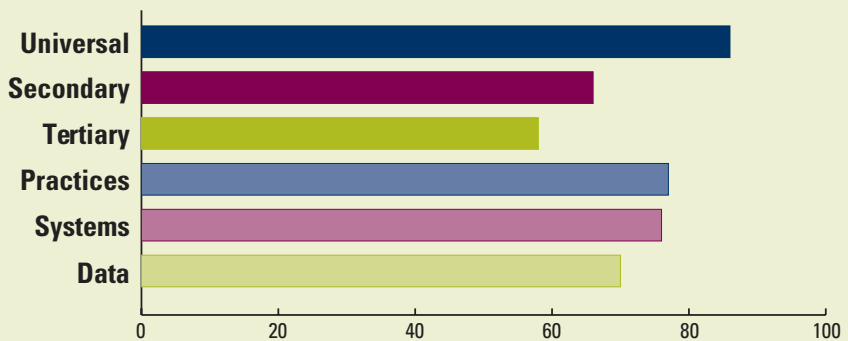
Between 07-08 and 09-10, PBIS schools have shown growth in implementation across all six subscales.

IMPLEMENTATION INVENTORY LEVELS



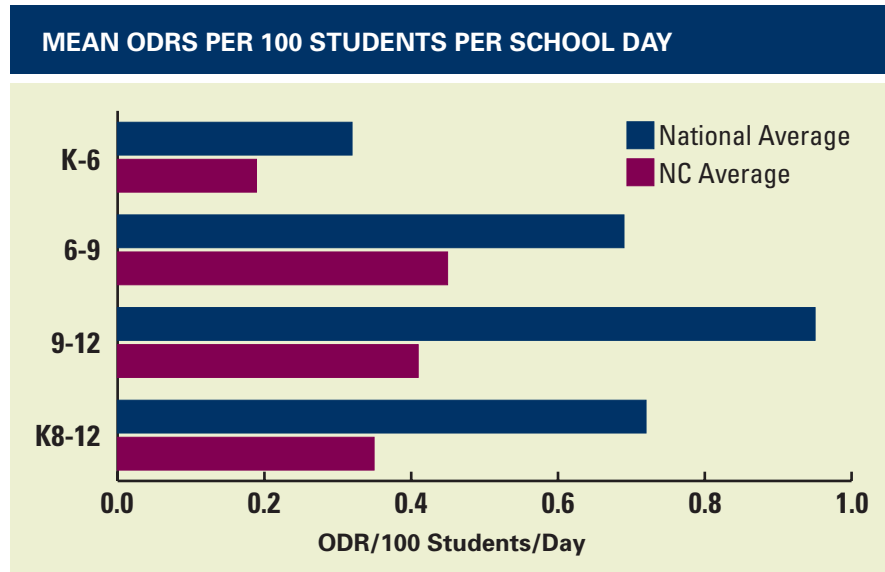
A closer look at 09-10 Implementation Inventory subscale averages reveal the need to develop additional support for implementation of secondary and tertiary levels in schools. These data are driving plans for training and technical assistance.

2009-10 IMPLEMENTATION INVENTORY SUBSCALES

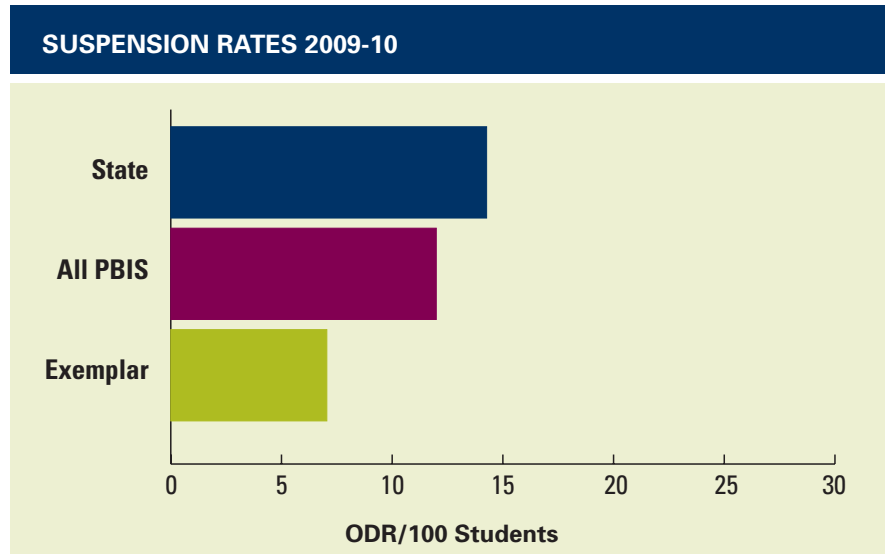


IMPACT

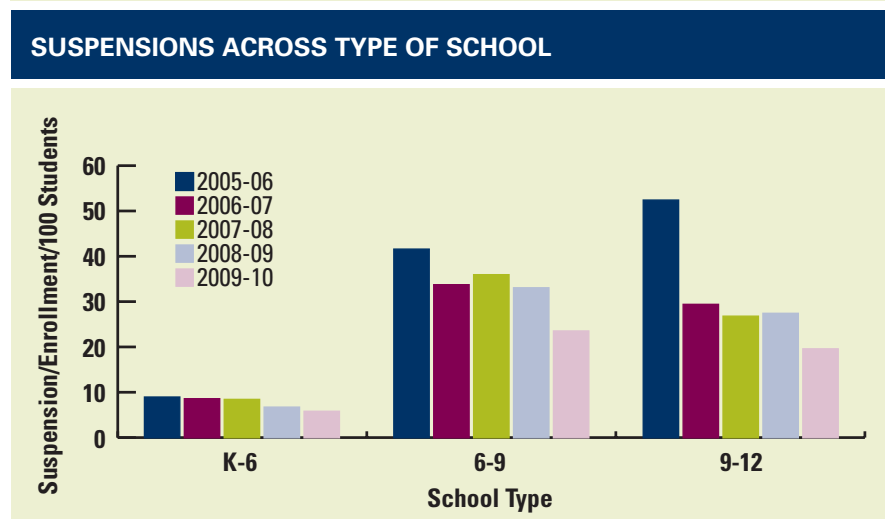
The North Carolina Positive Behavior Intervention and Support Initiative is focused on improving social competence and academic achievement for all students. Information from impact evaluation indicators reflects the extent to which targeted outcomes are being and/or likely to be achieved.



Office discipline referral data (majors) from schools implementing PBIS in North Carolina compare favorably with national averages.



Suspension rates average 15% lower in PBIS implementing schools than the average state suspension rate. Suspension rates at Exemplar schools were half the state rate.

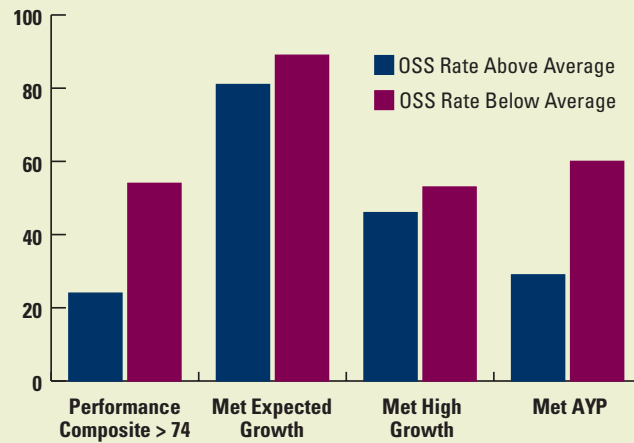


There has been a consistent decrease in reported suspensions across schools implementing PBIS over the past five years.

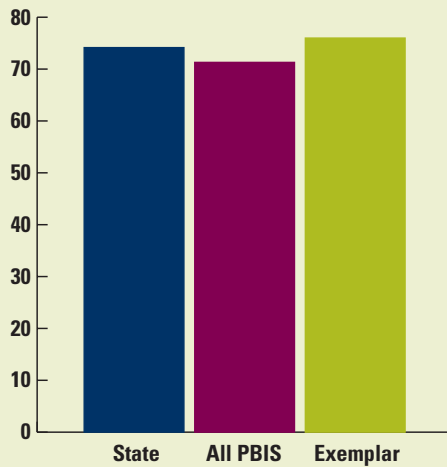
IMPACT

More PBIS schools with suspension rates below the state average had above average performance composites (greater than 74), and met expected growth, high growth, and AYP targets.

09-10 PBIS SCHOOL PERFORMANCE AND OSS RATES (AVERAGE OSS RATE/100 STUDENT/DAY = .14)

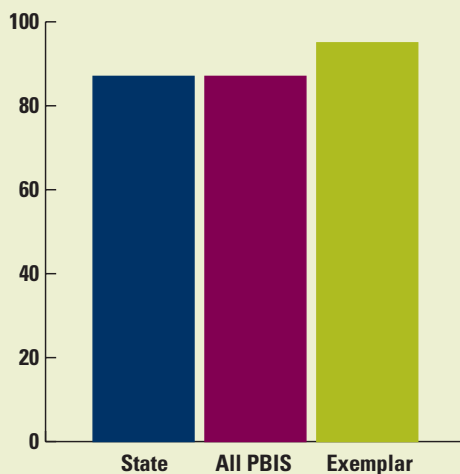


09-10 AVERAGE PERFORMANCE COMPOSITES



While only Exemplar PBIS schools average performance composite was above the state average performance composite, the percentage of PBIS schools meeting expected growth was the same as the percentage of schools statewide meeting expected growth. 95% of PBIS exemplar schools met expected growth targets.

09-10 PERCENT MEETING EXPECTED GROWTH



SUSTAINABILITY AND CAPACITY

The NC PBIS Initiative works to build capacity and support sustainability across the state. By creating partnerships both within the education sector as well as with other agencies and organizations in related child-serving fields, the initiative provides a wide base of support for PBIS and encourages capacity building and continued development of education connections and community partnerships.

CAPACITY BUILDING

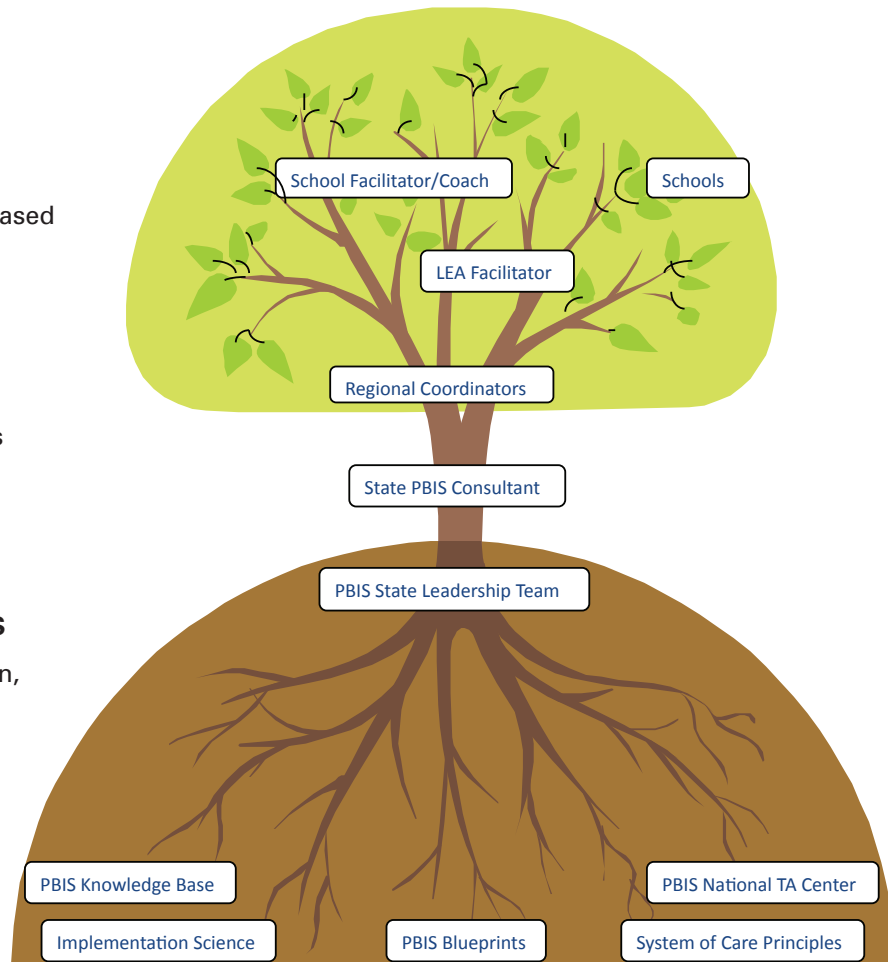
- Trainer Boot Camp
- Links to System of Care
- Training Partnership with Rtl
- Professional Development based on regional and state data

EDUCATION CONNECTIONS

- Intra-agency Workgroups
- Conferences and Workshops
- Regional Trainings
- LEA Implementation Teams

COMMUNITY PARTNERSHIPS

- NC Collaborative for Children, Youth, and Families
- Western NC After School Care Coalition
- Smart Start Foundation
- 4-H Youth Development Organization
- NC CSEFEL



Public Schools of North Carolina
State Board of Education | Department of Public Instruction
Exceptional Children Division

The North Carolina Positive Behavior Intervention and Support Initiative is part of the North Carolina State Improvement Program funded through IDEA.

For more information, contact: Heather Reynolds
Behavioral Support and Special Programs
Exceptional Children Division

NC Department of Public Instruction
6356 Mail Service Center, Raleigh, NC 27699-6356
910-807-3313 (VOICE) • 910-807-3243 (FAX)

STAFF

Exceptional Children Division
Mary Watson, Director
Laura Snyder, Assistant Director

Behavior Support and Special Programs
Joe Simmons, Section Chief
Pat Gillott, Program Assistant

State PBIS Consultant
Heather Reynolds

PBIS Technical Assistance Partner
Bob Algozzine, UNC-Charlotte

Regional PBIS Coordinators
Minnie Kidd, Region 1
Margaret Gannon, Region 2
Correy Watkins, Region 3
Richard Tedescucci, Region 4
Cayce McCamish, Region 5
Dana Rusher, Region 6
Dreama McCoy, Region 7
Julie Weatherman, Region 8