

EXECUTIVE SUMMARY

Title: Request to Establish an Additional Regional Alternative Licensure Center

Type of Executive Summary:

- Action
- Action on First Reading
- Discussion
- Information

Policy Implications:

- Constitution _____
- General Statute # _____
- SBE Policy # TCP-A-002
- SBE Policy Amendment
- SBE Policy (New)
- APA # _____
- APA Amendment
- APA (New)
- Other _____

Presenter(s): Ms. Nadine Ejire (Assistant Section Chief, Licensure Section)

Description:

North Carolina has three Regional Alternative Licensure Centers (RALCs). These Centers work under the direction of the Licensure Section and are authorized to review transcripts, prescribe plans of study leading to licensure, and directly recommend teachers for licensure. These centers work with state-approved teacher education programs and LEA personnel to provide assistance to lateral entry and provisionally licensed teachers. Due to the volume of teachers served by the RALCs, a request to establish a fourth center is presented for approval.

Resources:

Licensure funds are available to support the request.

Input Process:

The request is based on discussion with the TCP Committee at the August 2007 meeting.

Stakeholders:

LEA, Lateral Entry Teachers, Approved Teacher Education Programs

Timeline For Action:

The request was presented for discussion last month and is presented for approval this month. If approved, the additional Center will be established in early spring.

Recommendations:

That the Board approve the request to establish a fourth Regional Alternative Licensure Center.

Audiovisual equipment requested for the presentation:

- Data Projector/Video (Videotape/DVD and/or Computer Data, Internet, Presentations-PowerPoint preferred)
Specify: _____
- Audio Requirements (computer or other, except for PA system which is provided)
Specify: _____
- Document Camera (for transparencies or paper documents – white paper preferred)

 Motion By: _____ Seconded By: _____
 Vote: Yes _____ No _____ Abstain _____
 Approved _____ Disapproved _____ Postponed _____ Revised _____

*Person responsible for SBE agenda materials and SBE policy updates: Nadine Ejire (807-3355)

Demographic Information

All North Carolina Teachers	2007
African American	13.9%
American Indian/Alaskan	0.9%
Asian/Pacific Islander	0.6%
Hispanic	1.4%
White	82.3%
Other	0.9%
Male	19.9%
Average Age	40.8
Average Years of Experience	12.6

New Hires

School Year

<i>Type of Teacher</i>	2000-01	2001-02	2002-03	2003-04	2004-05	2005-06	2006-07
Beginning Teacher/No Experience	3,007	3,628	3,507	4,278	4,938	5,056	4,811
Lateral Entry Teacher	1,799	2,023	2,112	2,079	2,106	2,006	1,971
Emergency Permit Teacher	805	943	527	501	402	290	28
First Year in NC/But Has Experience (Teaching or Non-Teaching)	4,804	3,411	2,634	2,458	2,551	2,829	3,033
Total Employed as First Time NC Teachers	10,415	10,005	8,780	9,316	9,997	10,181	9,843

Ethnicity, Gender, and Average Age

Traditional IHE Program	2003	2004	2005	2006
African American	9.4%	9.1%	9.6%	7.0%
American Indian/Alaskan	1.2%	0.9%	1.2%	0.8%
Asian/Pacific Islander	0.6%	0.6%	0.7%	0.5%
Hispanic	1.0%	0.9%	0.8%	0.8%
White	85.7%	86.8%	86.2%	89.0%
Other	2.1%	1.7%	1.5%	2.0%
Male	14.3%	15.4%	15.5%	17.1%
Average Age	26.2	26.2	26.7	27.1
All New Lateral Teachers	2003	2004	2005	2006
African American	26.8%	28.4%	30.0%	27.6%
American Indian/Alaskan	1.1%	1.4%	1.1%	1.9%
Asian/Pacific Islander	0.8%	1.0%	1.0%	0.8%
Hispanic	1.5%	1.5%	1.8%	1.5%
White	68.3%	66.3%	63.9%	66.6%
Other	1.5%	1.4%	2.2%	1.6%
Male	29.2%	29.7%	28.1%	26.4%
Average Age	32.0	32.0	31.5	32.1
Non-RALC Lateral Entry Completers	2003	2004	2005	2006
African American	19.7%	26.5%	22.0%	22.1%
American Indian/Alaskan	2.9%	1.1%	0.2%	2.2%
Asian/Pacific Islander	0.7%	0.4%	0.6%	0.5%
Hispanic	1.7%	2.2%	1.7%	2.7%
White	73.0%	68.1%	73.2%	70.8%
Other	2.0%	1.7%	2.4%	1.6%
Male	22.4%	23.0%	24.9%	25.4%
Average Age	35.4	36.0	35.6	36.1
RALC Lateral Entry Completers	2003	2004	2005	2006
African American	13.8%	21.8%	23.5%	23.0%
American Indian/Alaskan		3.1%	1.4%	1.4%
Asian/Pacific Islander	0.5%	0.4%	0.4%	1.6%
Hispanic	3.2%	2.3%	3.3%	1.6%
White	79.8%	71.6%	70.8%	71.5%
Other	2.7%	0.8%	0.6%	1.0%
Male	25.3%	25.3%	26.5%	26.0%
Average Age	35.3	35.4	35.6	35.9

Programs of Study Issued

			Charlotte/Cabarrus		Fayetteville		Nash Rocky Mount	
Year	# of Plans Issued Reported by IHEs	Total # of Plans Issued by RALCs	# of Applicants	% Employed in Year of Application	# of Applicants	% Employed in Year of Application	# of Applicants	% Employed in Year of Application
2001-02	4,747	581	294	94.2%	192	91.7%	95	94.7%
2002-03	4,937	3,883	1,441	93.6%	1,422	80.1%	1,020	67.1%
2003-04	4,249	3,771	1,366	81.6%	1,318	69.0%	1,087	65.6%
2004-05	4,057	3,385	1,018	87.8%	1,245	73.3%	1,122	64.0%
2005-06	4,020	3,371	1,032	77.2%	1,290	72.7%	1,049	62.4%
Total	22,010	14,991	5,151		5,467		4,373	

**Percent of RALC Applicants Completing Licensure Requirements
through 2005-06**

Cohort Year	Charlotte/Cabarrus	Fayetteville	Nash Rocky Mount
2001-2002	66.0%	66.7%	65.3%
2002-2003	64.8%	57.2%	45.3%
2003-2004	55.1%	42.3%	40.9%
2004-2005	38.4%	32.9%	26.7%
2005-2006	18.5%	19.9%	15.8%

Most Common License Areas

	2002-03	2003-04	2004-05	2005-06
Traditional IHE Program Completers	Elementary (grades K-6) English M.G. Language Arts M.G. Social Studies Physical Education Spec Ed: LD Social Studies Music Birth-Kindergarten M.G. Math Math M.G. Science Spec Ed: MD Reading Science	Elementary (grades K-6) English M.G. Social Studies Social Studies M.G. Language Arts Physical Education Birth-Kindergarten Math Music Spec Ed: LD M.G. Math M.G. Science Science Spec Ed: MD Art	Elementary (grades K-6) M.G. Social Studies English Social Studies M.G. Language Arts Physical Education M.G. Math Spec Ed: LD M.G. Science Birth-Kindergarten Math Music Reading Spec Ed: MD Science	Elementary (grades K-6) Social Studies M.G. Social Studies English M.G. Language Arts Physical Education Math M.G. Math Birth-Kindergarten Music Spec Ed: LD M.G. Science Spec Ed: GC Reading Art
All Lateral Entry Teachers	Elementary (grades K-6) Spec Ed: LD English M.G. Language Arts M.G. Social Studies Spec Ed: CC Business Education M.G. Science Science Math Social Studies Spec Ed: BED M.G. Math Spec Ed: MD Spanish	Spec Ed: GC Elementary (grades K-6) Science Math M.G. Language Arts English M.G. Science Business Education M.G. Social Studies M.G. Math Spanish Social Studies Physical Education Art Birth-Kindergarten	Spec Ed: GC Science Elementary (grades K-6) English Business Education Math M.G. Language Arts M.G. Science M.G. Social Studies Social Studies M.G. Math Spanish Physical Education Art Birth-Kindergarten	Spec Ed: GC Reading English Elementary (grades K-6) Business Education M.G. Science M.G. Language Arts Math M.G. Social Studies Science Physical Education M.G. Math Art Birth-Kindergarten Social Studies

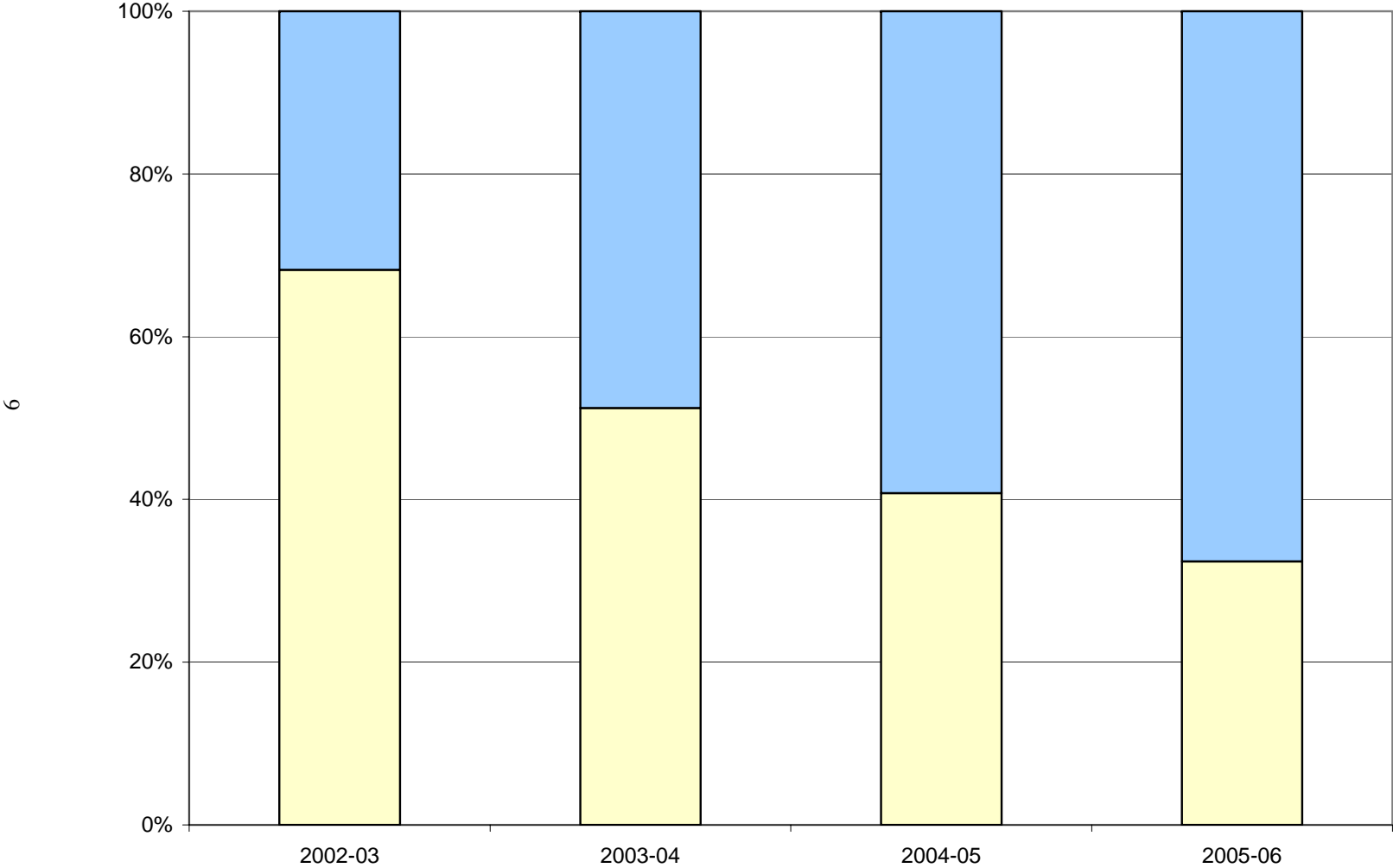
	2002-03	2003-04	2004-05	2005-06
Non-RALC Lateral Entry Completers	Elementary (grades K-6) Spec Ed: LD Business Education M.G. Social Studies Spanish Birth-Kindergarten M.G. Language Arts Physical Education Spec Ed: MD English M.G. Science M.G. Math Spec Ed: BED Music Math	Elementary (grades K-6) Spec Ed: LD Business Education M.G. Language Arts Spec Ed: MD Spec Ed: BED English M.G. Science Birth-Kindergarten M.G. Math M.G. Social Studies Science Social Studies Physical Education Spanish	Elementary (grades K-6) Business Education Spec Ed: LD M.G. Social Studies M.G. Language Arts M.G. Math Spec Ed: MD Science English Birth-Kindergarten Social Studies Spec Ed: BED Math M.G. Science Spanish	Spec Ed: GC Elementary (grades K-6) M.G. Math Birth-Kindergarten M.G. Language Arts Business Education English M.G. Science Science Spec Ed: LD M.G. Social Studies Math Social Studies Spanish Art
RALC Lateral Entry Completers	Elementary (grades K-6) Art M.G. Science Science Counselor M.G. Language Arts English Spec Ed: LD M.G. Social Studies Birth-Kindergarten Business Education M.G. Math Spanish Physical Education Social Studies	Elementary (grades K-6) M.G. Language Arts M.G. Science English M.G. Math Science Spec Ed: LD Birth-Kindergarten Art Math Spec Ed: CC Business Education M.G. Social Studies Social Studies Physical Education	Elementary (grades K-6) M.G. Language Arts M.G. Math English Business Education M.G. Science Spec Ed: LD Spec Ed: CC M.G. Social Studies Social Studies Physical Education Science Math Spec Ed: MD Spanish	Spec Ed: GC Elementary (grades K-6) M.G. Math M.G. Language Arts English Science Business Education M.G. Social Studies M.G. Science Math Birth-Kindergarten Physical Education Spec Ed: CC Social Studies ESL

Retention Statistics

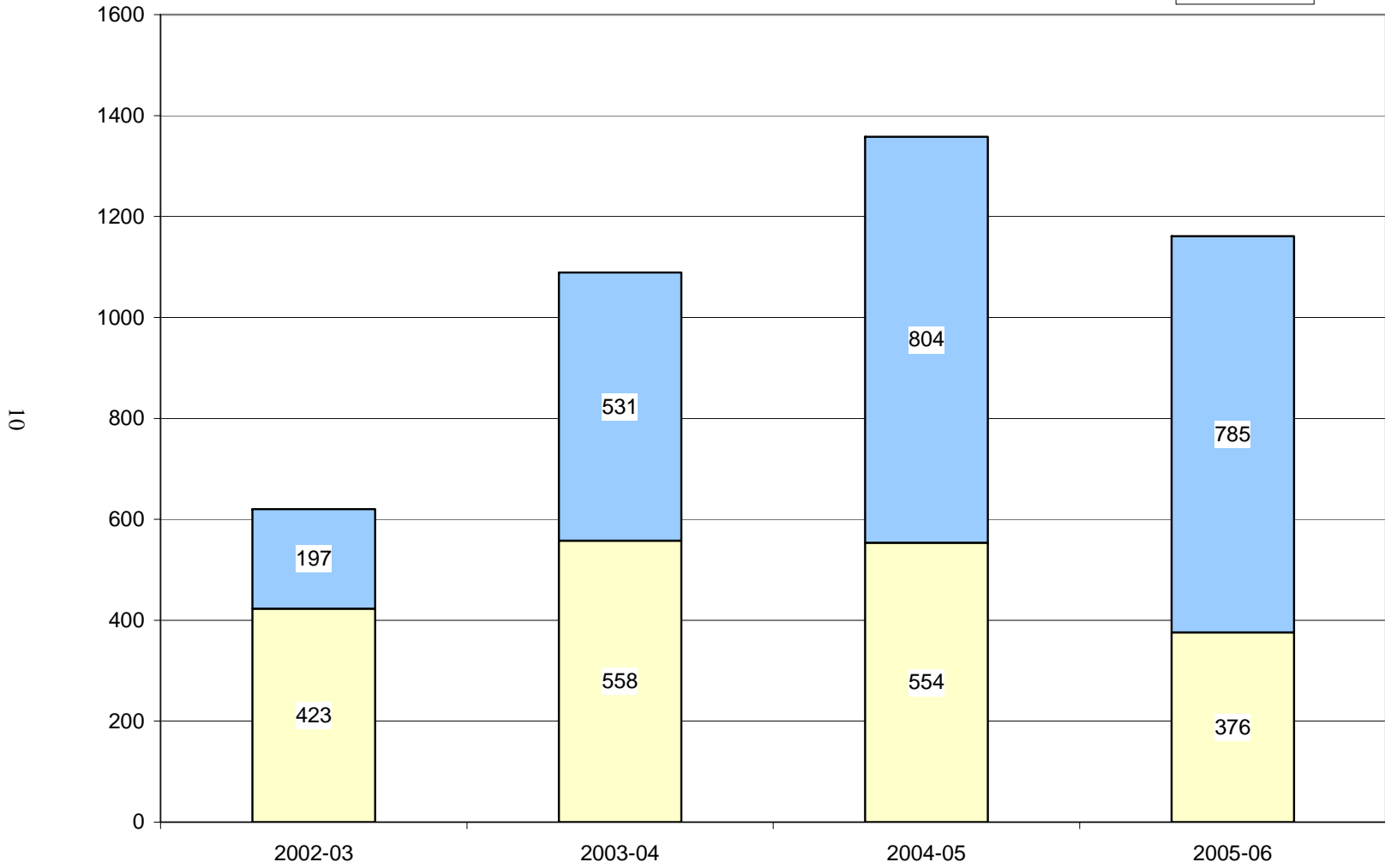
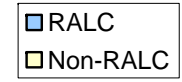
IHE "Traditional" Program Completers Initially Employed Within 1 Year of Program Completion					
Base Year	Number	% After 1 Year	% After 2 Years	% After 3 Years	% After 4 Years
2002-2003	1,990	91.7%	85.0%	79.6%	75.6%
2003-2004	2,044	91.1%	84.4%	79.6%	NA
2004-2005	2,247	91.1%	85.5%	NA	NA
2005-2006	2,334	91.8%	NA	NA	NA
Non-RALC Lateral Entry Completers					
Base Year	Number	% After 1 Year	% After 2 Years	% After 3 Years	% After 4 Years
2002-2003	423	90.3%	87.0%	79.9%	74.9%
2003-2004	558	90.0%	82.8%	79.2%	NA
2004-2005	554	88.4%	82.1%	NA	NA
2005-2006	376	90.7%	NA	NA	NA
RALC Lateral Entry Completers					
Base Year	Number	% After 1 Year	% After 2 Years	% After 3 Years	% After 4 Years
2002-2003	197	93.4%	87.3%	80.2%	78.2%
2003-2004	531	90.4%	84.6%	80.0%	NA
2004-2005	804	88.7%	83.1%	NA	NA
2005-2006	785	90.1%	NA	NA	NA

Relative Percent Lateral Entry License Completers

RALC
Non-RALC



Lateral Entry License Completers



Estimated Operating Budget

ITEM	EXPENSE
Administrator Salary	\$68,575
Benefits Provided for Administrator Position	\$13,715
Support Position	\$29,382
Benefits Provided for Support Position	\$5,876
Operational Expenses to Include <ul style="list-style-type: none">• Telephone• Internet• Copy Machine• Office Supplies	\$25,000
TOTAL BUDGET	\$142,548